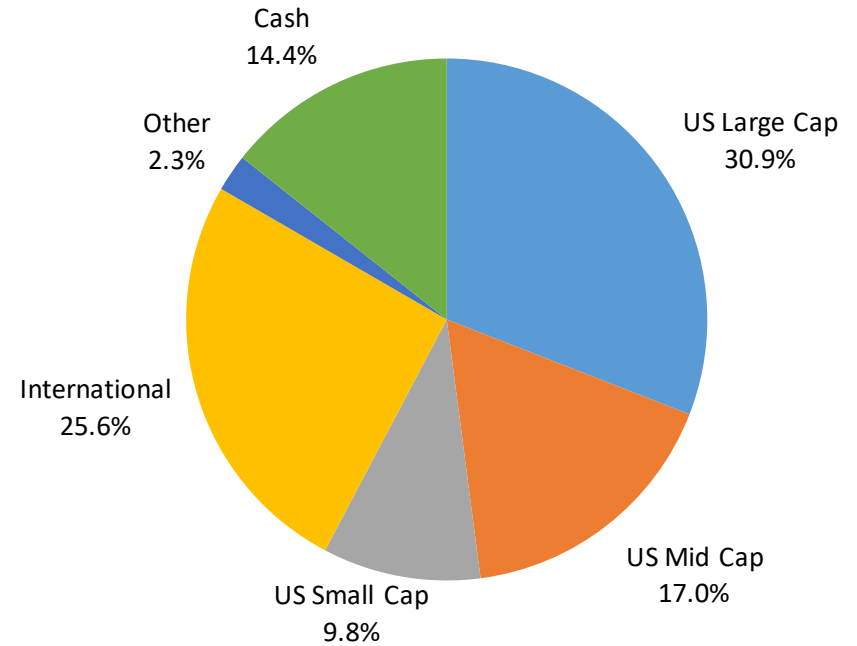


The investment objective is to achieve long-term capital appreciation. It will generally invest the majority of its assets in common stocks of companies of any size. The selected Manager may employ a wide variety of strategies in order to meet the objective. The fund may hold investments in foreign securities using ADR securities and from time to time, based on market factors, the Manager may hold cash in order to mitigate risk. The benchmark used for performance comparison is the 75% S&P 1500 Index and 25% MSCI All Country World ex-U.S. Index.

Sub-Advisors/Funds:

12 th Street Asset Management	The London Company
Lyrical Asset Management	First Eagle Overseas
Yacktman Asset Management	Vanguard FTSE All World

<u>Top 10 Holdings</u>	<u>Percentage</u>
Cash	14.4%
Vanguard FTSE All World Index ETF	11.3%
First Eagle Overseas	10.5%
Twenty First Century Fox	2.9%
Proctor & Gamble	2.7%
Pepsi	1.9%
Nuance Communications	1.8%
Knight-Swift Transportation	1.6%
LKQ	1.6%
Oracle	1.5%
% of Assets in Top 10 Holdings	50.2%



<u>9/30/2018</u>	<u>Fund</u>	<u>Index</u>
Since 8/20/2018 Inception	0.40%	1.94%

Fund Expense Ratio: 0.82% (\$8.20 per year for a \$1,000 investment).

Portfolio Annual Turnover: N/A, fund has < 12 months of history.

Disclosures: T Bank Collective Investment Funds ("Funds") are advised by Tectonic Advisors, LLC ("TA"). TA recommends managers to the T Bank Trust Committee for consideration and/or selection. The securities are managed by managers not affiliated with T Bank or TA. Assets in the Funds are held by a third-party custodian, US Bank. NAV calculations are performed by FIS Wealth Outsourcing Solutions (formerly BMO Wealth Management). T Bank, NA is a national banking organization examined by the Office of the Comptroller of the Currency and the funds are audited by Whitley Penn, LLP an independent public accounting firm. Returns reflected are time weighted and are net of fund fees but do not include any participant account level fees for trust/custody services. Fees for trust/custody services are charged to the client's trust or custodial account on a monthly basis. Past performance is not indicative of future results. Investments are subject to risk, including possible loss of principal invested.



T Bank Core Fixed Income Fund QP

As of September 30, 2018

The fund's investment objective is to maximize total return to the investor through a combination of current income from and capital appreciation from the underlying fixed income investments. The fund invests primarily in a diversified portfolio of domestic and foreign corporate bonds, asset-backed securities, mortgage-backed securities, agency issues, treasuries, and sovereign debt. The fund may invest up to 25% of its assets in non-investment grade fixed income securities. The asset managers who make the investment decisions analyze and take advantage of movements in the yield curve in order to benefit from opportunities presented as well as perform rigorous fundamental research on specific companies. The Sub-Advisors attempt to achieve their objective by allocating their assets among bonds but may also utilize derivatives, including futures contracts to manage their desired exposures. This fund is most appropriate for investors seeking exposure to a well-diversified portfolio of fixed income securities. The benchmark used for performance comparison is the Barclays Aggregate Bond Index.

Sub-Advisors/Funds: PIMCO, Doubleline Cap.Mgmt., Guggenheim Partners

<u>Top 10 Holdings</u>	<u>Percentage</u>
------------------------	-------------------

Guggenheim Total Return GIBIX	25.2%
-------------------------------	-------

Doubleline Core Fixed Income DBLFX	22.5%
------------------------------------	-------

PIMCO PAPS Mortgage 474	15.1%
-------------------------	-------

PIMCO PAPS US Gov Sector 470	9.7%
------------------------------	------

PIMCO PAPS Investment Grade	9.1%
-----------------------------	------

PIMCO PAPS Asset Backed Securities	4.5%
------------------------------------	------

PIMCO PAPS International 109	4.1%
------------------------------	------

PIMCO PAPS Emerging Markets 138	3.0%
---------------------------------	------

PIMCO FDS Short Term Fltg NAV Port	2.0%
------------------------------------	------

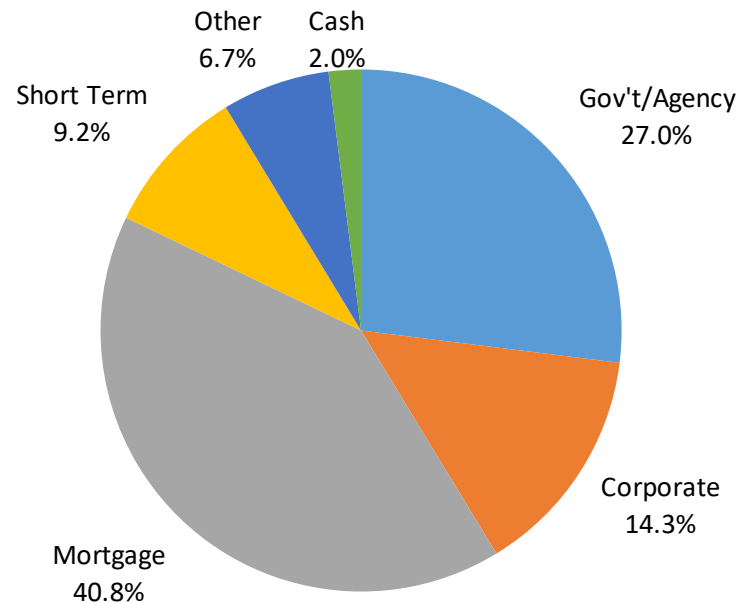
Cash	<u>2.0%</u>
------	-------------

% of Assets in Top 10 Holdings	97.2%
---------------------------------------	--------------

Annualized Yield: 2.89%

Effective Duration: 4.20

Fund Expense Ratio: 0.49% (\$4.90 per year for a \$1,000 investment).



9/30/2018

Fund

Index

Since 8/20/2018 Inception

-0.63%

-0.50%

Portfolio Annual Turnover: N/A, fund has < 12 months of history.

Disclosures: T Bank Collective Investment Funds ("Funds") are advised by Tectonic Advisors, LLC ("TA"). TA recommends managers to the T Bank Trust Committee for consideration and/or selection. The securities are managed by managers not affiliated with T Bank or TA. Assets in the Funds are held by a third-party custodian, US Bank. NAV calculations are performed by FIS Wealth Outsourcing Solutions (formerly BMO Wealth Management). T Bank, NA is a national banking organization examined by the Office of the Comptroller of the Currency and the funds are audited by Whitley Penn, LLP an independent public accounting firm. Returns reflected are time weighted and are net of fund fees but do not include any participant account level fees for trust/custody services. Fees for trust/custody services are charged to the client's trust or custodial account on a monthly basis. Past performance is not indicative of future results. Investments are subject to risk, including possible loss of principal invested.

This document and its information are intended for the use of T Bank, N.A. its clients and prospects only. No dissemination or other distribution of the information is authorized or approved.

The fund's investment objective is to use tactical asset allocation to provide risk-adjusted exposure to a multitude of financial assets. The selected investment managers or mutual funds ("Sub-Advisors") are not constrained by a narrow investment objective or style and they employ a multi-asset, flexible allocation investment approach to invest in a very wide range of domestic and foreign securities. They may invest in any market they believe provides a high probability of return or, alternatively, that provides a high degree of safety in uncertain times. The Sub-Advisors attempt to achieve their objective by allocating their assets among stocks, bonds, derivatives including futures contracts and swaps, private placements, structured products, distressed debt, real estate and hard assets, as they deem appropriate based on their economic view. They may invest 100% of assets in foreign or domestic securities and substantially all assets in any given asset class. Equity allocations are not restricted by market capitalization (size) or style classification, e.g., growth or value. Investment managers, who are not mutual funds, may have additional investment and trade restrictions to ensure liquidity of the assets under their management. The benchmark is the S&P Target Risk Moderate Index.

Sub-Advisors/Funds: FPA Crescent, IVA Worldwide, Frontier Inv. Mgmt.

<u>Top 10 Holdings</u>	<u>Percentage</u>
------------------------	-------------------

FPA Crescent FPACX	44.5%
--------------------	-------

IVA Worldwide IVWIX	11.1%
---------------------	-------

Short Term Treasuries	8.5%
-----------------------	------

Cash	6.5%
------	------

First Trust North Am Energy ETF EMLP	2.0%
--------------------------------------	------

Equity Commonwealth	2.0%
---------------------	------

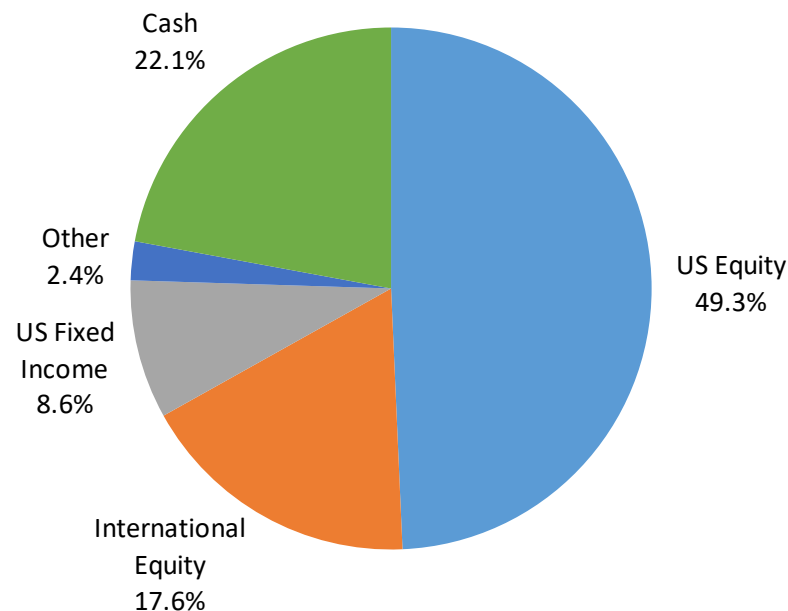
Berkshire Hathaway - B	1.5%
------------------------	------

Cheniere Energy	1.4%
-----------------	------

Aercap Holdings	1.3%
-----------------	------

Evergy	<u>1.3%</u>
--------	-------------

% of Assets in Top 10 Holdings	80.1%
---------------------------------------	--------------



<u>9/30/2018</u>	<u>Fund</u>	<u>Index</u>
Since 8/20/2018 Inception	0.26%	0.59%

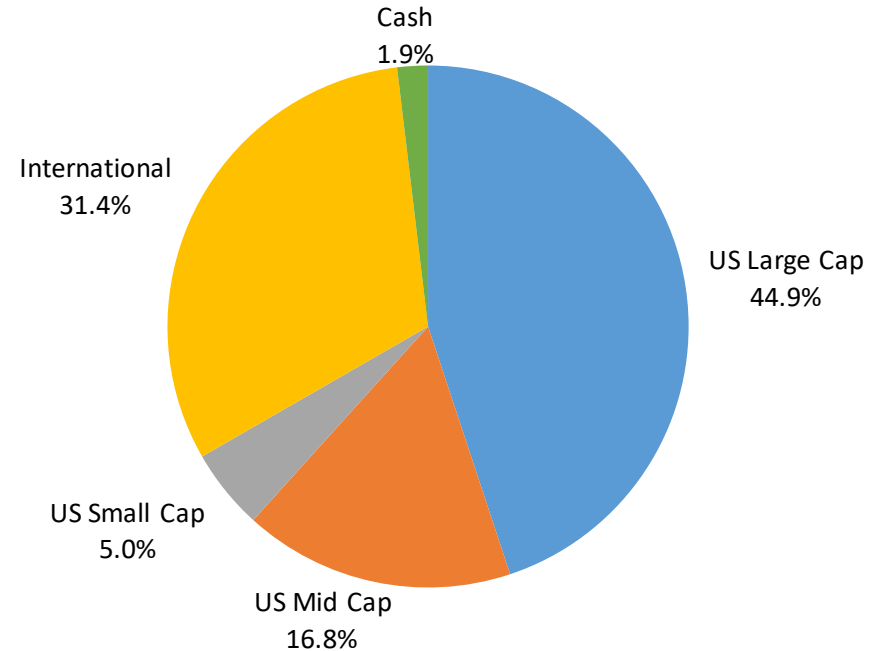
Fund Expense Ratio: 0.90% (\$9.00 per year for a \$1,000 investment).

Portfolio Annual Turnover: N/A, fund has < 12 months of history.

Disclosures: T Bank Collective Investment Funds ("Funds") are advised by Tectonic Advisors, LLC ("TA"). TA recommends managers to the T Bank Trust Committee for consideration and/or selection. The securities are managed by managers not affiliated with T Bank or TA. Assets in the Funds are held by a third-party custodian, US Bank. NAV calculations are performed by FIS Wealth Outsourcing Solutions (formerly BMO Wealth Management). T Bank, NA is a national banking organization examined by the Office of the Comptroller of the Currency and the funds are audited by Whitley Penn, LLP an independent public accounting firm. Returns reflected are time weighted and are net of fund fees but do not include any participant account level fees for trust/custody services. Fees for trust/custody services are charged to the client's trust or custodial account on a monthly basis. Past performance is not indicative of future results. Investments are subject to risk, including possible loss of principal invested.

The investment objective of the T Bank Equity ETF Fund is to achieve a balance of long-term capital appreciation with some income. It will generally invest the majority of its assets in exchange traded funds that represent major equity indices. The fund may hold ETFs representing equity indices of any market cap, any investment style, and any country. From time to time, based on market factors, the Fund may hold a portion of its assets in cash. The benchmark used for performance comparison is 67% S&P 1500 Index and 33% MSCI All Country World ex-U.S. Index.

<u>Top 10 Holdings</u>	<u>Percentage</u>
Vanguard S&P 500 ETF	22.5%
iShares Core S&P 500 ETF	22.4%
Vanguard FTSE Developed Markets ETF	11.0%
iShares Core MSCI EAFE ETF	11.0%
Vanguard FTSE Emerging Markets ETF	9.4%
iShares Core S&P Mid Cap ETF	8.4%
Vanguard Mid Cap ETF	8.4%
iShares Core S&P Small Cap ETF	2.5%
Vanguard Small Cap ETF	2.5%
Cash & Cash Equivalents	<u>1.9%</u>
% of Assets in Top 10 Holdings	100.0%



<u>9/30/2018</u>	<u>Fund</u>	<u>Index</u>
Quarter to Date	4.41%	5.15%
Since 2/26/2018 Inception	1.82%	2.51%

Fund Expense Ratio: 0.16% (\$1.60 per year for a \$1,000 investment).

Portfolio Annual Turnover: N/A, fund has < 12 months of history.

Disclosures: T Bank Collective Investment Funds ("Funds") are advised by Tectonic Advisors, LLC ("TA"). TA recommends managers to the T Bank Trust Committee for consideration and/or selection. The securities are managed by managers not affiliated with T Bank or TA. Assets in the Funds are held by a third-party custodian, US Bank. NAV calculations are performed by FIS Wealth Outsourcing Solutions (formerly BMO Wealth Management). T Bank, NA is a national banking organization examined by the Office of the Comptroller of the Currency and the funds are audited by Whitley Penn, LLP an independent public accounting firm. Returns reflected are time weighted and are net of fund fees but do not include any participant account level fees for trust/custody services. Fees for trust/custody services are charged to the client's trust or custodial account on a monthly basis. Past performance is not indicative of future results. Investments are subject to risk, including possible loss of principal invested.



T Bank Fixed Income ETF Fund QP

As of September 30, 2018

The investment objective of the T Bank Fixed Income ETF Fund is to maximize total return through a combination of current income from and capital appreciation from the underlying fixed income investments. It will generally invest the majority of its assets in exchange traded funds that represent major fixed income indices. The fund may hold ETFs whose underlying positions include domestic and foreign investment-grade corporate bonds, asset-backed securities, mortgage-backed securities, agency issues, treasuries, and sovereign debt. However, the fund may invest up to 10% of its assets in non-investment grade fixed income securities. The benchmark used for performance comparison is the Barclays Aggregate Bond Index.

Top 10 Holdings

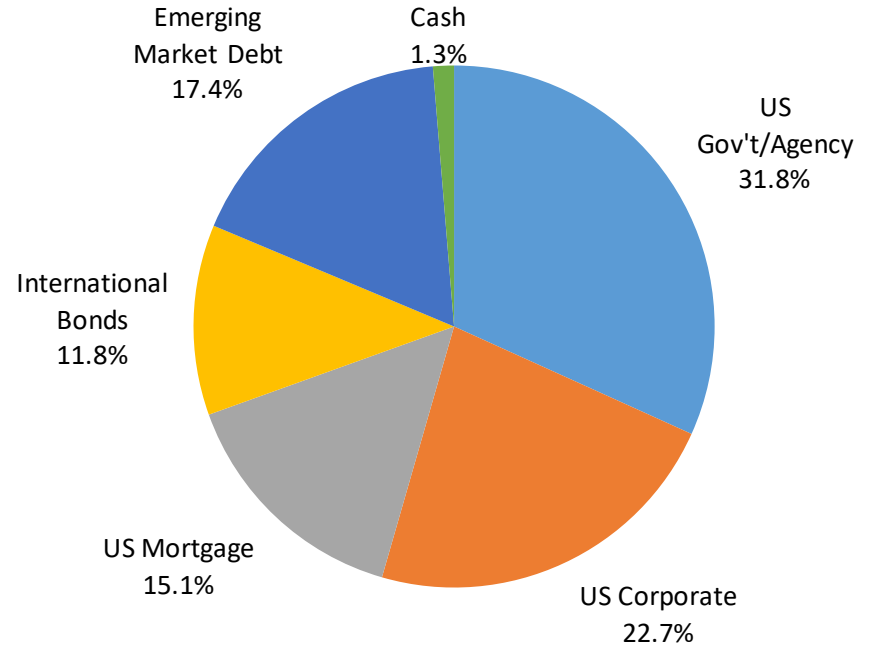
	Percentage
iShares Barclays Aggregate Bond ETF	24.9%
Vanguard Total Bond Market ETF	24.8%
Vanguard Emerging Markets Government ETF	17.4%
iShares 20+ Year Treasury Bond ETF	9.9%
SPDR Portfolio Intermediate Corp Bond ETF	9.9%
iShares International Aggregate Bond ETF	6.1%
SPDR BBG Barclays International Treasury ETF	5.7%
Cash	1.3%

% of Assets in Top 10 Holdings **100.0%**

Annualized Yield: 3.31%

Effective Duration: 6.81

Fund Expense Ratio: 0.22% (\$2.20 per year for a \$1,000 investment).



9/30/2018	Fund	Index
Quarter to Date	0.42%	0.02%
Since 2/26/2018 Inception	0.34%	0.46%

Portfolio Annual Turnover: N/A, fund has < 12 months of history.

Disclosures: T Bank Collective Investment Funds ("Funds") are advised by Tectonic Advisors, LLC ("TA"). TA recommends managers to the T Bank Trust Committee for consideration and/or selection. The securities are managed by managers not affiliated with T Bank or TA. Assets in the Funds are held by a third-party custodian, US Bank. NAV calculations are performed by FIS Wealth Outsourcing Solutions (formerly BMO Wealth Management). T Bank, NA is a national banking organization examined by the Office of the Comptroller of the Currency and the funds are audited by Whitley Penn, LLP an independent public accounting firm. Returns reflected are time weighted and are net of fund fees but do not include any participant account level fees for trust/custody services. Fees for trust/custody services are charged to the client's trust or custodial account on a monthly basis. Past performance is not indicative of future results. Investments are subject to risk, including possible loss of principal invested.

This document and its information are intended for the use of T Bank, N.A. its clients and prospects only. No dissemination or other distribution of the information is authorized or approved.

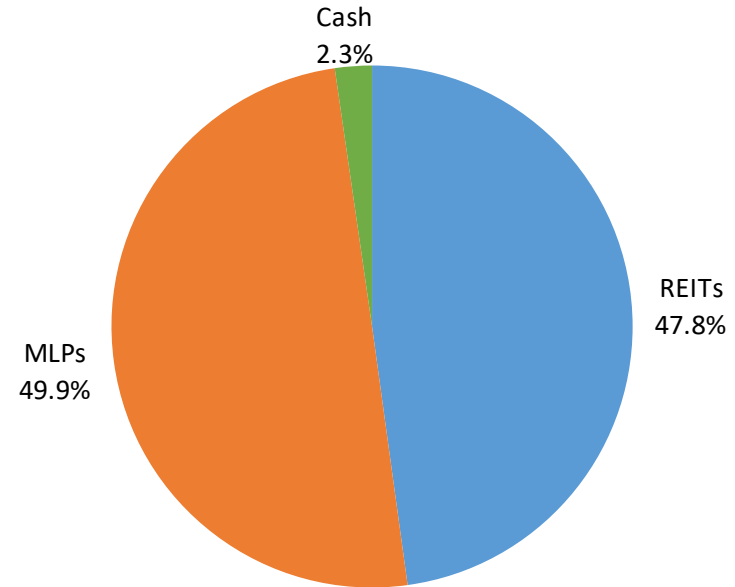


T Bank Real Asset Fund QP

As of September 30, 2018

The investment objective of the T Bank Real Asset Fund is to achieve attractive total returns over the long-term and to maximize real returns during inflationary environments by investing in real assets. The Fund defines real assets as investments in real estate companies, commodities, natural resource companies, global infrastructure companies, gold, precious metals, other currency substitutes, and master limited partnerships engaged in the production, processing, storage, and transportation of depletable natural resources and minerals. The benchmark used for performance comparison is 50% MSCI US REIT Index and 50% Alerian MLP Index.

<u>Top 10 Holdings</u>	<u>Percentage</u>
Alerian MLP ETF	25.1%
Global X MLP ETF	24.8%
iShares Core REIT ETF	23.9%
Vanguard REIT ETF	23.9%
Cash & Cash Equivalents	<u>2.3%</u>
% of Assets in Top 10 Holdings	100.0%



<u>9/30/2018</u>	<u>Fund</u>	<u>Index</u>
Quarter to Date	3.50%	3.84%
Since 2/26/2018 Inception	9.91%	10.32%

Fund Expense Ratio: 0.47% (\$4.70 per year for a \$1,000 investment).

Portfolio Annual Turnover: N/A, fund has < 12 months of history.

Disclosures: T Bank Collective Investment Funds ("Funds") are advised by Tectonic Advisors, LLC ("TA"). TA recommends managers to the T Bank Trust Committee for consideration and/or selection. The securities are managed by managers not affiliated with T Bank or TA. Assets in the Funds are held by a third-party custodian, US Bank. NAV calculations are performed by FIS Wealth Outsourcing Solutions (formerly BMO Wealth Management). T Bank, NA is a national banking organization examined by the Office of the Comptroller of the Currency and the funds are audited by Whitley Penn, LLP an independent public accounting firm. Returns reflected are time weighted and are net of fund fees but do not include any participant account level fees for trust/custody services. Fees for trust/custody services are charged to the client's trust or custodial account on a monthly basis. Past performance is not indicative of future results. Investments are subject to risk, including possible loss of principal invested.

This document and its information are intended for the use of T Bank, N.A. its clients and prospects only. No dissemination or other distribution of the information is authorized or approved.