

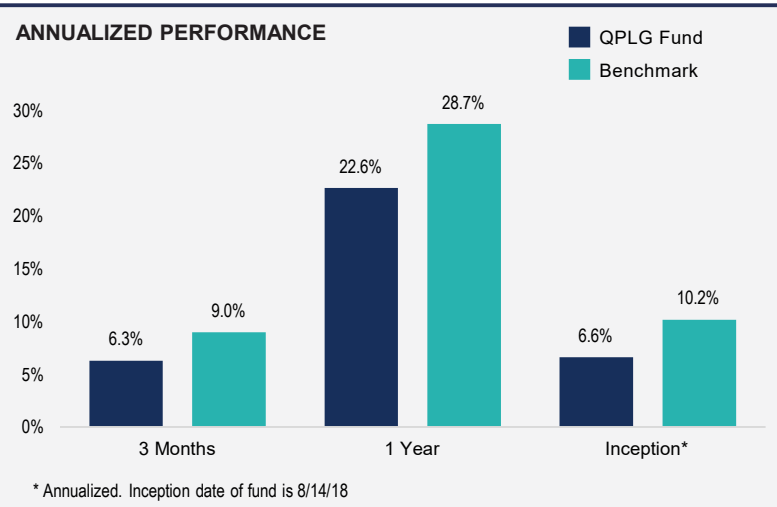
INVESTMENT DESCRIPTION

Data as of 12/31/2019

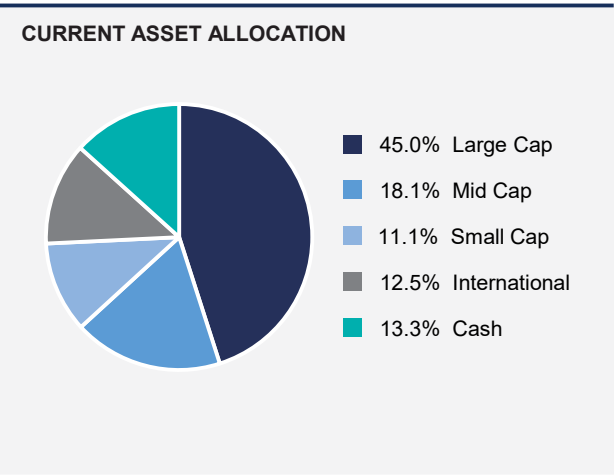
The investment objective is to achieve long-term capital appreciation. It will generally invest the majority of its assets in common stocks of companies of any size. The selected Manager may employ a wide variety of strategies in order to meet the objective. The fund may hold investments in foreign securities using ADR securities and from time to time, based on market factors, the Manager may hold cash in order to mitigate risk. The benchmark used for performance comparison is the 75% S&P 1500 Index and 25% MSCI All Country World ex-U.S. Index.

ITD CHARACTERISTICS*		
	QPLG	Benchmark
Standard Deviation*	14.4	15.4
Sharpe Ratio*	0.2	0.5
Expense Ratio	0.74%	

TARGET MANAGER ALLOCATION	
Yacktman Focused	20%
Aperio Group	20%
12 th Street Opportunity	10%
Applied Finance Valuation 50	10%
12 th Street Small Cap Value	10%
London Small Cap	10%
First Eagle Overseas	10%
IVA International	10%



PORTFOLIO ANALYSIS



TEN LARGEST UNDERLYING INVESTMENT POSITIONS	
Investment Position	% of Assets
Cash & Cash Equivalents	9.8%
First Eagle Overseas Class 1 (SGOIX)	7.7%
IVA International (IVIQX)	7.5%
Procter & Gamble (PG)	2.1%
LKQ Corp. (LKQ)	1.8%
PepsiCo, Inc. (PEP)	1.7%
Microsoft Corp (MSFT)	1.5%
Nexstar Media Group (NXST)	1.5%
Walt Disney Company (DIS)	1.4%
Graphic Packaging Holding (GPK)	1.4%

T Bank Collective Investment Funds ("Funds") are advised by Tectonic Advisors, LLC ("TA"). TA recommends managers to the T Bank Trust Committee for consideration and/or selection. The securities are managed by managers not affiliated with T Bank or TA. Assets in the Funds are held by a third-party custodian, US Bank. NAV calculations are performed by FIS Wealth Outsourcing Solutions (formerly BMO Wealth Management). T Bank, NA is a national banking organization examined by the Office of the Comptroller of the Currency and the funds are audited by Whitley Penn, LLP an independent public accounting firm. Returns reflected are time weighted and are net of fund fees but do not include any participant account level fees for trust/custody services. Fees for trust/custody services are charged to the client's trust or custodial account on a monthly basis. Past performance is not indicative of future results. Investments are subject to risk, including possible loss of principal invested.

This document and its information are intended for the use of T Bank, N.A. its clients and prospects only. No dissemination or other distribution of the information is authorized or approved.

INVESTMENT DESCRIPTION

Data as of 12/31/2019

The fund's investment objective is to maximize total return to the investor through a combination of current income from and capital appreciation from the underlying fixed income investments. The fund invests primarily in a diversified portfolio of domestic and foreign corporate bonds, asset-backed securities, mortgage-backed securities, agency issues, treasuries, and sovereign debt. The fund may invest up to 25% of its assets in non-investment grade fixed income securities. This fund is most appropriate for investors seeking exposure to a well-diversified portfolio of fixed income securities. The benchmark used for performance comparison is the Barclays Aggregate Bond Index.

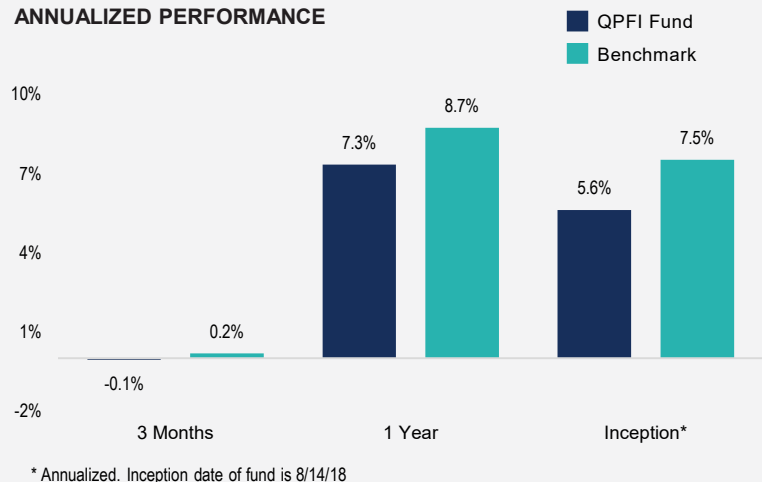
ITD CHARACTERISTICS*

	<u>QPFI</u>	<u>Benchmark</u>
Standard Deviation*	2.7	3.5
Sharpe Ratio*	1.2	1.5
Expense Ratio	0.46%	

TARGET MANAGER ALLOCATION

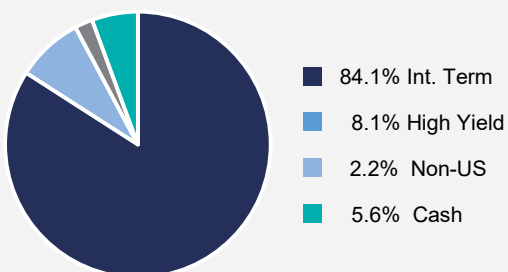
PIMCO	62%
Guggenheim	20%
DoubleLine	18%

ANNUALIZED PERFORMANCE



PORTFOLIO ANALYSIS

CURRENT ASSET ALLOCATION



TEN LARGEST UNDERLYING INVESTMENT POSITIONS

Investment Position	% of Assets
Guggenheim Total Return (GIBIX)	19.4%
DoubleLine Core Fixed Income (DBLFX)	17.5%
PIMCO PAPS Investment Grade	16.1%
PIMCO PAPS US Government 470	13.3%
PIMCO PAPS Mortgage 474	10.6%
PIMCO PAPS Asset Backed	5.3%
PIMCO PAPS Real Return 488	4.6%
PIMCO PAPS International 109	3.6%
PIMCO PAPS High Yield 477	2.7%
PIMCO PAPS Emerging Markets	2.6%

T Bank Collective Investment Funds ("Funds") are advised by Tectonic Advisors, LLC ("TA"). TA recommends managers to the T Bank Trust Committee for consideration and/or selection. The securities are managed by managers not affiliated with T Bank or TA. Assets in the Funds are held by a third-party custodian, US Bank. NAV calculations are performed by FIS Wealth Outsourcing Solutions (formerly BMO Wealth Management). T Bank, NA is a national banking organization examined by the Office of the Comptroller of the Currency and the funds are audited by Whitley Penn, LLP an independent public accounting firm. Returns reflected are time weighted and are net of fund fees but do not include any participant account level fees for trust/custody services. Fees for trust/custody services are charged to the client's trust or custodial account on a monthly basis. Past performance is not indicative of future results. Investments are subject to risk, including possible loss of principal invested.

This document and its information are intended for the use of T Bank, N.A. its clients and prospects only. No dissemination or other distribution of the information is authorized or approved.

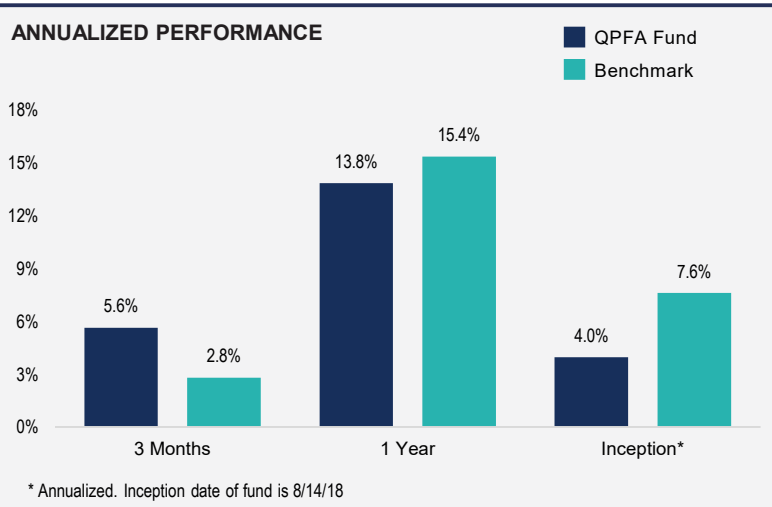
INVESTMENT DESCRIPTION

Data as of 12/31/2019

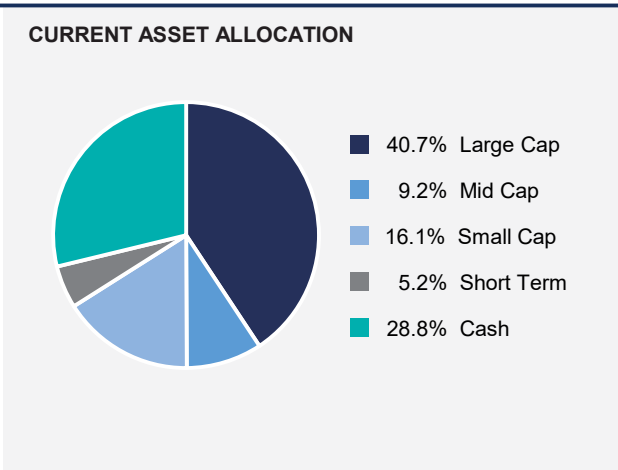
The fund's investment objective is to use tactical asset allocation to provide risk-adjusted exposure to a multitude of financial assets. The selected investment managers or mutual funds ("Sub-Advisors") are not constrained by a narrow investment objective or style and they employ a multi-asset, flexible allocation investment approach to invest in a very wide range of domestic and foreign securities. Equity allocations are not restricted by market capitalization (size) or style classification, e.g., growth or value. Investment managers, who are not mutual funds, may have additional investment and trade restrictions to ensure liquidity of the assets under their management. The benchmark is the S&P Target Risk Moderate Index.

ITD CHARACTERISTICS*		
	QPFA	Benchmark
Standard Deviation*	10.0	5.5
Sharpe Ratio*	0.2	1.0
Expense Ratio	1.28%	

TARGET MANAGER ALLOCATION	
FPA Crescent	100%



PORTFOLIO ANALYSIS



LARGEST UNDERLYING INVESTMENT POSITIONS	
Investment Position	% of Assets
FPA Crescent Portfolio (FPACX)	98.4%
Cash & Cash Equivalents	1.6%

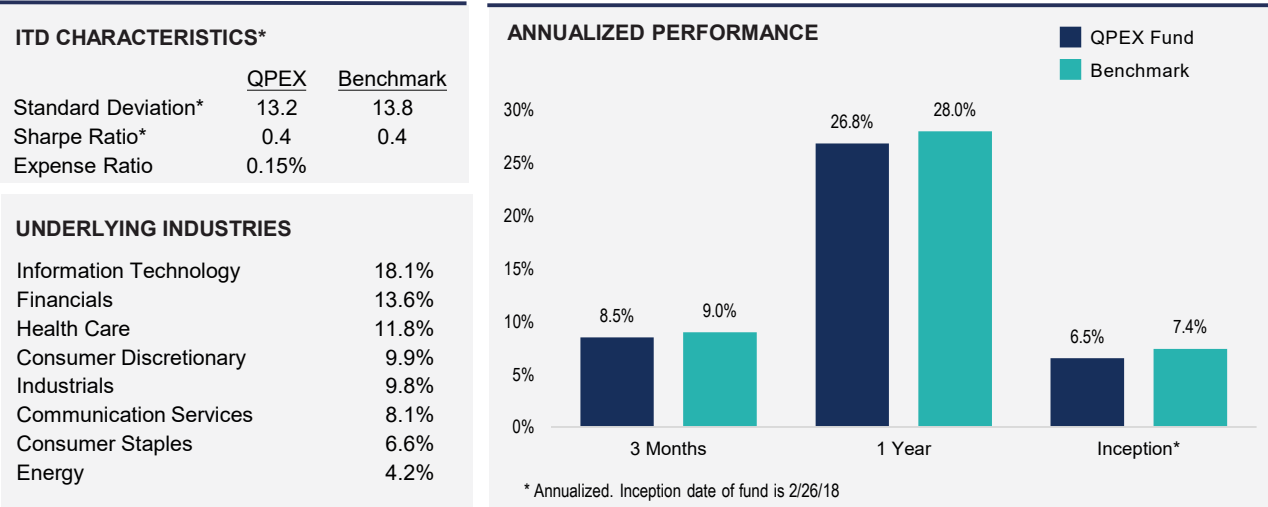
T Bank Collective Investment Funds ("Funds") are advised by Tectonic Advisors, LLC ("TA"). TA recommends managers to the T Bank Trust Committee for consideration and/or selection. The securities are managed by managers not affiliated with T Bank or TA. Assets in the Funds are held by a third-party custodian, US Bank. NAV calculations are performed by FIS Wealth Outsourcing Solutions (formerly BMO Wealth Management). T Bank, NA is a national banking organization examined by the Office of the Comptroller of the Currency and the funds are audited by Whitley Penn, LLP an independent public accounting firm. Returns reflected are time weighted and are net of fund fees but do not include any participant account level fees for trust/custody services. Fees for trust/custody services are charged to the client's trust or custodial account on a monthly basis. Past performance is not indicative of future results. Investments are subject to risk, including possible loss of principal invested.

This document and its information are intended for the use of T Bank, N.A. its clients and prospects only. No dissemination or other distribution of the information is authorized or approved.

INVESTMENT DESCRIPTION

Data as of 12/31/2019

The investment objective of the T Bank Equity ETF Fund is to achieve a balance of long-term capital appreciation with some income. It will generally invest the majority of its assets in exchange traded funds that represent major equity indices. The fund may hold ETFs representing equity indices of any market cap, any investment style, and any country. From time to time, based on market factors, the Fund may hold a portion of its assets in cash. The benchmark used for performance comparison is 67% S&P 1500 Index and 33% MSCI All Country World ex-U.S. Index.



PORTFOLIO ANALYSIS



T Bank Collective Investment Funds ("Funds") are advised by Tectonic Advisors, LLC ("TA"). TA recommends managers to the T Bank Trust Committee for consideration and/or selection. The securities are managed by managers not affiliated with T Bank or TA. Assets in the Funds are held by a third-party custodian, US Bank. NAV calculations are performed by FIS Wealth Outsourcing Solutions (formerly BMO Wealth Management). T Bank, NA is a national banking organization examined by the Office of the Comptroller of the Currency and the funds are audited by Whitley Penn, LLP an independent public accounting firm. Returns reflected are time weighted and are net of fund fees but do not include any participant account level fees for trust/custody services. Fees for trust/custody services are charged to the client's trust or custodial account on a monthly basis. Past performance is not indicative of future results. Investments are subject to risk, including possible loss of principal invested.

This document and its information are intended for the use of T Bank, N.A. its clients and prospects only. No dissemination or other distribution of the information is authorized or approved.

INVESTMENT DESCRIPTION

Data as of 12/31/2019

The investment objective of the T Bank Fixed Income ETF Fund is to maximize total return through a combination of current income from and capital appreciation from the underlying fixed income investments. It will generally invest the majority of its assets in exchange traded funds that represent major fixed income indices. The fund may hold ETFs whose underlying positions include domestic and foreign investment-grade corporate bonds, asset-backed securities, mortgage-backed securities, agency issues, treasuries, and sovereign debt. However, the fund may invest up to 10% of its assets in non-investment grade fixed income securities. The benchmark used for performance comparison is the Barclays Aggregate Bond Index.

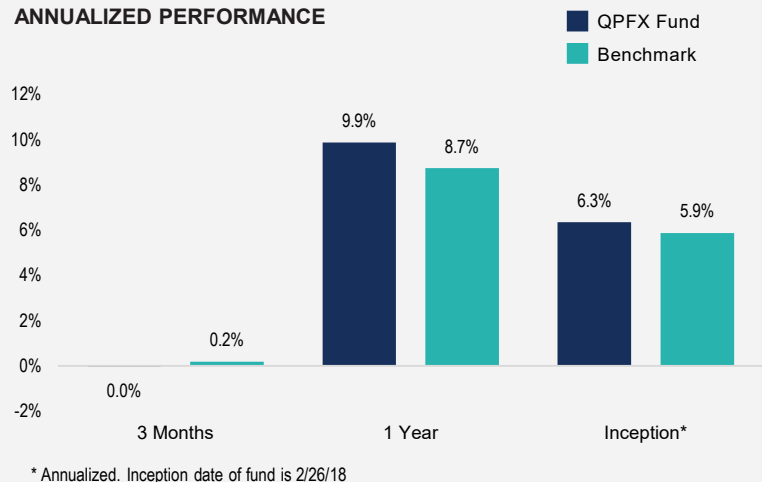
ITD CHARACTERISTICS*

	<u>QPFX</u>	<u>Benchmark</u>
Standard Deviation*	3.8	3.2
Sharpe Ratio*	1.1	1.2
Expense Ratio	0.21%	

UNDERLYING ASSET CLASSES

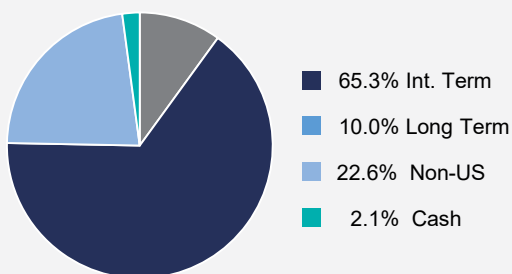
US Aggregate	58.2%
US Investment Grade	6.8%
US Treasury	9.8%
International Aggregate	5.4%
International Government	5.1%
Emerging Markets Government	12.3%

ANNUALIZED PERFORMANCE



PORTFOLIO ANALYSIS

CURRENT ASSET ALLOCATION



LARGEST UNDERLYING INVESTMENT POSITIONS

Investment Position	% of Assets
Vanguard Total Bond Market (BND)	30.0%
iShares Barclays Aggregate (AGG)	28.2%
Vanguard Emerging Gov (VWOB)	12.3%
iShares 20 Year Treasury (TLT)	9.8%
SPDR Intermediate Corporate (SPIB)	6.8%
iShares International Aggregate (IAGG)	5.4%
SPDR International Treasury (BWX)	5.1%
Cash & Cash Equivalents	2.5%

T Bank Collective Investment Funds ("Funds") are advised by Tectonic Advisors, LLC ("TA"). TA recommends managers to the T Bank Trust Committee for consideration and/or selection. The securities are managed by managers not affiliated with T Bank or TA. Assets in the Funds are held by a third-party custodian, US Bank. NAV calculations are performed by FIS Wealth Outsourcing Solutions (formerly BMO Wealth Management). T Bank, NA is a national banking organization examined by the Office of the Comptroller of the Currency and the funds are audited by Whitley Penn, LLP an independent public accounting firm. Returns reflected are time weighted and are net of fund fees but do not include any participant account level fees for trust/custody services. Fees for trust/custody services are charged to the client's trust or custodial account on a monthly basis. Past performance is not indicative of future results. Investments are subject to risk, including possible loss of principal invested.

This document and its information are intended for the use of T Bank, N.A. its clients and prospects only. No dissemination or other distribution of the information is authorized or approved.

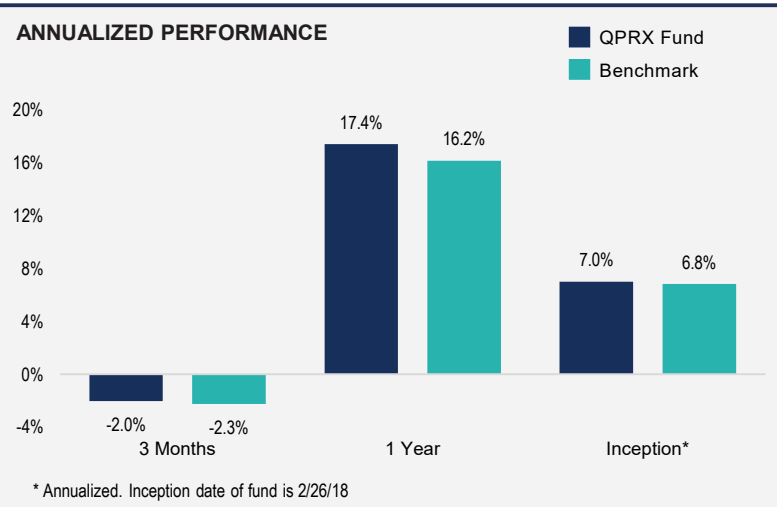
INVESTMENT DESCRIPTION

Data as of 12/31/2019

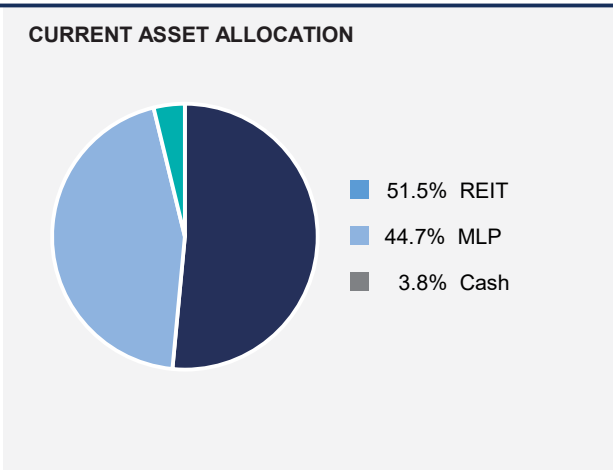
The investment objective of the T Bank Real Asset Fund is to achieve attractive total returns over the long-term and to maximize real returns during inflationary environments by investing in real assets. The Fund defines real assets as investments in real estate companies, commodities, natural resource companies, global infrastructure companies, gold, precious metals, other currency substitutes, and master limited partnerships engaged in the production, processing, storage, and transportation of depletable natural resources and minerals. The benchmark used for performance comparison is 50% MSCI US REIT Index and 50% Alerian MLP Index.

ITD CHARACTERISTICS*		
	QPRX	Benchmark
Standard Deviation*	13.7	16.13
Sharpe Ratio*	0.4	0.5
Expense Ratio	0.47%	

UNDERLYING INDUSTRIES	
Real Estate	38.0%
Energy	58.9%



PORTFOLIO ANALYSIS



LARGEST UNDERLYING INVESTMENT POSITIONS	
Investment Position	% of Assets
Vanguard REIT (VNQ)	24.7%
iShares Core US REIT (USRT)	24.4%
Alerian MLP (AMLPA)	23.6%
Global X MLP (MLPA)	23.1%
Cash & Cash Equivalents	3.3%
SPDR Gold Trust (GLD)	0.9%

T Bank Collective Investment Funds ("Funds") are advised by Tectonic Advisors, LLC ("TA"). TA recommends managers to the T Bank Trust Committee for consideration and/or selection. The securities are managed by managers not affiliated with T Bank or TA. Assets in the Funds are held by a third-party custodian, US Bank. NAV calculations are performed by FIS Wealth Outsourcing Solutions (formerly BMO Wealth Management). T Bank, NA is a national banking organization examined by the Office of the Comptroller of the Currency and the funds are audited by Whitley Penn, LLP an independent public accounting firm. Returns reflected are time weighted and are net of fund fees but do not include any participant account level fees for trust/custody services. Fees for trust/custody services are charged to the client's trust or custodial account on a monthly basis. Past performance is not indicative of future results. Investments are subject to risk, including possible loss of principal invested.

This document and its information are intended for the use of T Bank, N.A. its clients and prospects only. No dissemination or other distribution of the information is authorized or approved.